

**Format of Holding of Specified securities**

1.	Name of Listed Entity:	NEW DELHI TELEVISION LIMITED	
2.	Scrip Code/Name of Scrip/Class of Security:	NDTV	
3.	Share Holding Pattern Filed under: Reg. 31(1)(a)/Reg.31(1)(b)/Reg.31(1)(c)	Reg. 31 (1) (b)	
	a. if under 31(1)(b) then indicate the report for quarter ending 31/03/2016	31-Mar-16	
	b. if under 31(1)(c) then indicate date of allotment/extinguishment	N.A.	
4.	Declaration : The Listed entity is required to submit the following declaration to the extent of submission of information:		
	<b>Particulars</b>	<b>YES*</b>	<b>NO*</b>
a	Whether the Listed Entity has issued any partly paid up shares		√
b	Whether the Listed Entity has issued any Convertible Securities or Warrants?		√
c	Whether the Listed Entity has any shares against which depository receipts are issued?		√
d	Whether the Listed Entity has any shares in locked-in?		√
e	Whether any shares held by promoters are pledge or otherwise encumbered?		√

\*if the Listed Entity selects the option 'NO' for the questions above, the columns for the partly paid up shares, Outstanding Convertible Securities/Warrants, depository receipts, locked-in shares, No of shares pledged or otherwise encumbered by promoters, as applicable, shall not be displayed at the time of dissemination on the Stock Exchange website. Also wherever there is 'No' declared by Listed entity in above table the values will be considered as 'Zero' by default on submission of the format of holding of specified securities.

5 The tabular format for disclosure of holding of specified securities is as follows:




Table I - Summary Statement holding of specified securities

Category	Category of Sharehold	No of Shareholders	No of fully paid up equity shares held	No of Partly paid-up equity shares held	No of Shares Underlying Depository Receipts	Total No of Shares Held (VII) = (IV)+(V)+(VI)	Shareholding as a % of total no of shares (As a % of (A+B+C2))	Number of Voting Rights held in each class of securities			No of Shares Underlying Outstanding convertible securities (Including Warrants)	Shareholding as a % assuming full conversion of convertible Securities (as a percentage of diluted share capital)	Number of Locked in Shares		Number of Shares pledged or otherwise encumbered		Number of equity shares held in dematerialized form	
								No of Voting Rights		Total as a % of (A+B+C)			No.	As a % of total Shares held	No.	As a % of total Shares held		
								Class X	Class Y									Total
(I)	(II)	(III)	(IV)	(V)	(VI)	(VII)	(VIII)	(IX)			(X)	(XI)	(XII)		(XIII)	(XIV)		
(A)	Promoter & Promoter Group	3	39615168	0	0	39615168	61.45	39615168	0	39615168	61.45	0	61.45	0	0.00	0	0.00	39615168
(B)	Public	45603	24856099	0	0	24856099	38.55	24856099	0	24856099	38.55	0	38.55	0	0.00	NA	NA	24818968
(C)	Non Promoter-Non Public																	
(C1)	Shares underlying DRs	0	0	0	0	0	NA	0	0	0	0.00	0	NA	0	0.00	NA	NA	0
(C2)	Shares held by Employees Trusts	0	0	0	0	0	0.00	0	0	0	0.00	0	0.00	0	0.00	NA	NA	0
	<b>Total:</b>	<b>45606</b>	<b>64471267</b>	<b>0</b>	<b>0</b>	<b>64471267</b>	<b>100.00</b>	<b>64471267</b>	<b>0</b>	<b>64471267</b>	<b>100.00</b>	<b>0</b>	<b>100.00</b>	<b>0</b>	<b>0.00</b>	<b>0</b>	<b>0.00</b>	<b>64434136</b>




Table II - Statement showing shareholding pattern of the Promoter and Promoter Group

Category	Category & Name of the Shareholder	PAN	No of Shareholders	No of fully paid up equity shares held	No of Partly paid-up equity shares held	No of Shares Underlying Depository Receipts	Total No of Shares Held (IV+V+VI)	Shareholding as a % of total no of shares (calculated as per SCRR, 1957 (VIII) As a % of (A+B+C2)	Number of Voting Rights held in each class of securities			No of Shares Underlying Outstanding convertible securities (Including Warrants)	Shareholding as a % assuming full conversion of convertible Securities (as a percentage of diluted share capital) (VII)+(X) As a % of (A+B+C2)	Number of Locked in Shares		Number of Shares pledged or otherwise encumbered		Number of equity shares held in dematerialized form	
									No of Voting Rights		Total as a % of (A+B+C)			No.	As a % of total Shares held	No.	As a % of total Shares held		
									Class X	Class Y									Total
	(I)	(II)	(III)	(IV)	(V)	(VI)	(VII)	(VIII)	(IX)			(X)	(XI)	(XII)		(XIII)	(XIV)		
(1)	Indian																		
(a)	Individuals/Hindu undivided Family		2	20801240	0	0	20801240	32.26	20801240	0	20801240	32.26	0	32.26	0	0.00	0	0.00	20801240
	PRANNOY ROY	AAHPR6037K	1	10276991	0	0	10276991	15.94	10276991	0	10276991	15.94	0	15.94	0	0.00	0	0.00	10276991
	RADHIKA ROY	AAHPR603BG	1	10524249	0	0	10524249	16.32	10524249	0	10524249	16.32	0	16.32	0	0.00	0	0.00	10524249
(b)	Central Government/State Government(s)		0	0	0	0	0	0.00	0	0	0	0.00	0	0.00	0	0.00	0	0.00	0
(c)	Financial Institutions/Banks		0	0	0	0	0	0.00	0	0	0	0.00	0	0.00	0	0.00	0	0.00	0
(d)	Any Other		1	18813928	0	0	18813928	29.18	18813928	0	18813928	29.18	0	29.18	0	0.00	0	0.00	18813928
	RRPR HOLDING PRIVATE LIMITED	AADCR1710Q	1	18813928	0	0	18813928	29.18	18813928	0	18813928	29.18	0	29.18	0	0.00	0	0.00	18813928
	<b>Sub-Total (A)(1)</b>		<b>3</b>	<b>39615168</b>	<b>0</b>	<b>0</b>	<b>39615168</b>	<b>61.45</b>	<b>39615168</b>	<b>0</b>	<b>39615168</b>	<b>61.45</b>	<b>0</b>	<b>61.45</b>	<b>0</b>	<b>0.00</b>	<b>0</b>	<b>0.00</b>	<b>39615168</b>
(2)	Foreign																		
(a)	Individuals (Non-Resident Individuals/Foreign Individuals)		0	0	0	0	0	0.00	0	0	0	0.00	0	0.00	0	0.00	0	0.00	0
(b)	Government		0	0	0	0	0	0.00	0	0	0	0.00	0	0.00	0	0.00	0	0.00	0
(c)	Institutions		0	0	0	0	0	0.00	0	0	0	0.00	0	0.00	0	0.00	0	0.00	0
(d)	Foreign Portfolio Investor		0	0	0	0	0	0.00	0	0	0	0.00	0	0.00	0	0.00	0	0.00	0
(e)	Any Other		0	0	0	0	0	0.00	0	0	0	0.00	0	0.00	0	0.00	0	0.00	0
	<b>Sub-Total (A)(2)</b>		<b>0</b>	<b>0</b>	<b>0</b>	<b>0</b>	<b>0</b>	<b>0.00</b>	<b>0</b>	<b>0</b>	<b>0</b>	<b>0.00</b>	<b>0</b>	<b>0.00</b>	<b>0</b>	<b>0.00</b>	<b>0</b>	<b>0.00</b>	<b>0</b>
	<b>Total Shareholding of Promoter and Promoter Group (A)=(A)(1)+(A)(2)</b>		<b>3</b>	<b>39615168</b>	<b>0</b>	<b>0</b>	<b>39615168</b>	<b>61.45</b>	<b>39615168</b>	<b>0</b>	<b>39615168</b>	<b>61.45</b>	<b>0</b>	<b>61.45</b>	<b>0</b>	<b>0.00</b>	<b>0</b>	<b>0.00</b>	<b>39615168</b>

18



Table III - Statement showing shareholding pattern of the Public shareholder

Category	Category & Name of the Shareholder	PAN	No of Shareholders	No of fully paid up equity shares held	No of Partly paid-up equity shares held	No of Shares Underlying Depository Receipts	Total No of Shares Held (IV+V+VI)	Shareholding as a % of total no of shares (A+B+C2)	Number of Voting Rights held in each class of securities			No of Shares Underlying Outstanding convertible securities (Including Warrants)	Shareholding as a % assuming full conversion of convertible Securities (as a percentage of diluted share capital)	Number of Locked in Shares		Number of Shares pledged or otherwise encumbered		Number of equity shares held in dematerialized form	
									Class X	Class Y	Total			No.	As a % of total Shares held	No.	As a % of total Shares held		
																			No of Voting Rights
(I)	(II)	(III)	(IV)	(V)	(VI)	(VII)	(VIII)	(IX)	(X)	(XI)	(XII)	(XIII)	(XIV)						
(1)	Institutions																		
(a)	Mutual Funds		2	60363	0	0	60363	0.09	60363	0	60363	0.09	0	0.09	0	0.00	NA	NA	60363
(b)	Venture Capital Funds		0	0	0	0	0	0.00	0	0	0	0.00	0	0.00	0	0.00	NA	NA	0
(c)	Alternate Investment Funds		0	0	0	0	0	0.00	0	0	0	0.00	0	0.00	0	0.00	NA	NA	0
(d)	Foreign Venture Capital Investors		0	0	0	0	0	0.00	0	0	0	0.00	0	0.00	0	0.00	NA	NA	0
(e)	Foreign Portfolio Investors		1	2961500	0	0	2961500	4.59	2961500	0	2961500	4.59	0	4.59	0	0.00	NA	NA	2961500
	BNP PARIBAS ARBITRAGE	AAGFB5324G	1	2961500	0	0	2961500	4.59	2961500	0	2961500	4.59	0	4.59	0	0.00	NA	NA	2961500
(f)	Financial Institutions/Banks		2	10081	0	0	10081	0.02	10081	0	10081	0.02	0	0.02	0	0.00	NA	NA	10081
(g)	Insurance Companies		0	0	0	0	0	0.00	0	0	0	0.00	0	0.00	0	0.00	NA	NA	0
(h)	Provident Funds/Pension Funds		0	0	0	0	0	0.00	0	0	0	0.00	0	0.00	0	0.00	NA	NA	0
(i)	Any Other																		
	<b>Sub Total (B)(1)</b>		<b>5</b>	<b>3031944</b>	<b>0</b>	<b>0</b>	<b>3031944</b>	<b>4.70</b>	<b>3031944</b>	<b>0</b>	<b>3031944</b>	<b>4.70</b>	<b>0</b>	<b>4.70</b>	<b>0</b>	<b>0.00</b>	<b>NA</b>	<b>NA</b>	<b>3031944</b>
(2)	Central Government/State Government(s)/President of India		0	0	0	0	0	0.00	0	0	0	0.00	0	0.00	0	0.00	NA	NA	0
	<b>Sub Total (B)(2)</b>		<b>0</b>	<b>0</b>	<b>0</b>	<b>0</b>	<b>0</b>	<b>0.00</b>	<b>0</b>	<b>0</b>	<b>0</b>	<b>0.00</b>	<b>0</b>	<b>0.00</b>	<b>0</b>	<b>0.00</b>	<b>NA</b>	<b>NA</b>	<b>0</b>
(3)	Non-Institutions																		
(a)	i. Individual shareholders holding nominal share capital up to Rs.2 lakhs		44853	5311542	0	0	5311542	8.24	5311542	0	5311542	8.24	0	8.24	0	0.00	NA	NA	5274411
	ii. Individual shareholders holding nominal share capital in excess of Rs. 2 Lakhs		13	1634027	0	0	1634027	2.53	1634027	0	1634027	2.53	0	2.53	0	0.00	NA	NA	1634027
(b)	NBFCs Registered with RBI		3	9977	0	0	9977	0.02	9977	0	9977	0.02	0	0.02	0	0.00	NA	NA	9977
(c)	Employee Trusts		0	0	0	0	0	0.00	0	0	0	0.00	0	0.00	0	0.00	NA	NA	0
(d)	Overseas Depositories (Holding DRs)(Balancing figure)		0	0	0	0	0	0.00	0	0	0	0.00	0	0.00	0	0.00	NA	NA	0
(e)	Any Other																		
	<b>TRUSTS</b>		<b>3</b>	<b>9000</b>	<b>0</b>	<b>0</b>	<b>9000</b>	<b>0.01</b>	<b>9000</b>	<b>0</b>	<b>9000</b>	<b>0.01</b>	<b>0</b>	<b>0.01</b>	<b>0</b>	<b>0.00</b>	<b>NA</b>	<b>NA</b>	<b>9000</b>
	NON RESIDENT INDIANS		208	249594	0	0	249594	0.39	249594	0	249594	0.39	0	0.39	0	0.00	NA	NA	249594
	CLEARING MEMBERS		50	22686	0	0	22686	0.04	22686	0	22686	0.04	0	0.04	0	0.00	NA	NA	22686
	BODIES CORPORATES		468	14587329	0	0	14587329	22.63	14587329	0	14587329	22.63	0	22.63	0	0.00	NA	NA	14587329
	OSWAL GREENTECH LIMITED	AAACO1665L	1	9136894	0	0	9136894	14.17	9136894	0	9136894	14.17	0	14.17	0	0.00	NA	NA	9136894
	GRD SECURITIES LTD	AAABCG7534M	5	2239043	0	0	2239043	3.47	2239043	0	2239043	3.47	0	3.47	0	0.00	NA	NA	2239043
	<b>Sub Total (B)(3)</b>		<b>45598</b>	<b>21824155</b>	<b>0</b>	<b>0</b>	<b>21824155</b>	<b>33.85</b>	<b>21824155</b>	<b>0</b>	<b>21824155</b>	<b>33.85</b>	<b>0</b>	<b>33.85</b>	<b>0</b>	<b>0.00</b>			<b>21787024</b>
	<b>Total Public Shareholding (B) = (B)(1)+(B)(2)+(B)(3)</b>		<b>45503</b>	<b>24856099</b>	<b>0</b>	<b>0</b>	<b>24856099</b>	<b>38.55</b>	<b>24856099</b>	<b>0</b>	<b>24856099</b>	<b>38.55</b>	<b>0</b>	<b>38.55</b>	<b>0</b>	<b>0.00</b>			<b>24818968</b>




Table IV - Statement showing shareholding pattern of the Non Promoter - Non Public Shareholder

Category	Category & Name of the Shareholder	PAN	No of Shareholders	No of fully paid up equity shares held	No of Partly paid-up equity shares held	No of Shares Underlying Depository Receipts	Total No of Shares Held (IV+V+VI)	Shareholding as a % of total no of shares (A+B+C2)	Number of Voting Rights held in each class of securities			No of Shares Underlying Outstanding convertible securities (including Warrants)	Shareholding as a % assuming full conversion of convertible Securities (as a percentage of diluted share capital)	Number of Locked in Shares		Number of Shares pledged or otherwise encumbered		Number of equity shares held in dematerialized form	
									No of Voting Rights		Total as a % of (A+B+C)			No.	As a % of total Shares held	No.	As a % of total Shares held		
									Class X	Class Y									Total
	(i)	(ii)	(iii)	(iv)	(v)	(vi)	(vii)	(viii)	(ix)			(x)	(xi)	(xii)		(xiii)	(xiv)		
(1)	Custodian/DR Holder		0	0	0	0	0	0.00	0	0	0	0.00	0	0.00	0	0.00	NA	NA	0
(2)	Employee Benefit Trust (under SEBI(Share based Employee Benefit) Regulations 2014)		0	0	0	0	0	0.00	0	0	0	0.00	0	0.00	0	0.00	NA	NA	0
	<b>Total Non-Promoter-Non Public Shareholding (C) = (C)(1)+(C)(2)</b>		<b>0</b>	<b>0</b>	<b>0</b>	<b>0</b>	<b>0</b>	<b>0.00</b>	<b>0</b>	<b>0</b>	<b>0</b>	<b>0.00</b>	<b>0</b>	<b>0.00</b>	<b>0</b>	<b>0.00</b>			<b>0</b>

*Advised Ro*

